HEALTECH ELECTRONICS

QUICKSHIFTER EASY

Suzuki SV650S

2003-2006

SUPPLEMENTARY MANUAL

for QSE-1 + QSH-F2A

Remove the left and right black frame covers below the seat.



Remove the main seat.

Lift up or remove the fuel tank.

Suzuki SV650S
2003-2006

Remove the airbox.



Plug QSH connectors in-line with the injector connectors.
(gray, 2-pole connectors below airbox)



Connect QSH black wire terminal to negative side of battery.

Suzuki SV650S
2003-2006

Mount the QSE sensor.

(Replace the bolt with the one supplied.
Place the conical washers at the two sides of
the sensor like this: (O).
Tighten the bolt in
this position by about 5-6 Nm.
If you do not have
a torque wrench, tighten the bolt until the
shift arm is tight on the gearbox shaft.

For different mounting options,
refer to the sensor install guide.)

Typical position for the QuickShifter easy.